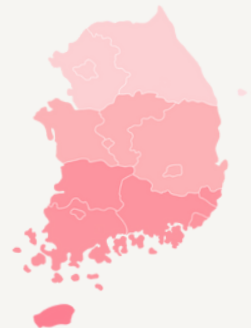


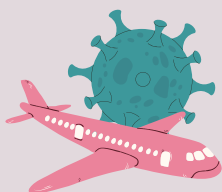
START-UP GUIDE FOR COMING TO KOREA



START-UP GUIDE FOR COMING TO KOREA



BEFORE ARRIVING



Be sure to check in advance for traveling restrictions (also for luggage and belongings and what you can bring into Korea and what not)



Check if your passport is up to date, and to have at least 6 months available on it, if you are a tourist



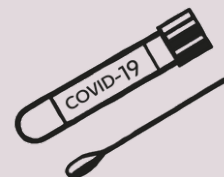
You may need a visa or other travel documents (medical or blood tests, x-ray) depending on your nationality, check them in advance



Make your K-ETA authorization



Register for Q-CODE



Check if pre or post departure PCR test needed



Book your accommodation because you will need it for immigration check-in



If you come with a pet, check the restrictions both at the accommodation and at the airport

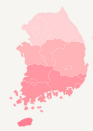


Prepare an English translation of any prescription since the airport requires one.
*even sleeping pills

Check our website or click on description for full articles on each of these.



START-UP GUIDE FOR COMING TO KOREA BEFORE ARRIVING




Check with your bank if you can use your card abroad. If not visit/call your bank and set it up in advance.



Consider getting travel insurance with COVID coverage



Give a copy of your itinerary or keep in touch with a friend or a family member for safety



Check if your driver's license is international if you want to drive in Korea



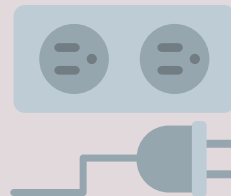
Reserve a Wi-Fi egg or a sim card



Verify if your phone is unlocked (in case not, check with the carrier provider to use the SIM card in Korea)



Install the necessary apps for navigation and others, because a lot of worldwide apps don't work in Korea (such as Google maps)



Take the correct plug adapter (Korea works on 220W, Type E and F, also called the Euro and Schuko socket)



Check the weather in advance and be sure you have clothes prepared for any situation. Depending on the season, there might be extreme weather changes.

Check our website or click on description for full articles on each of these.



START-UP GUIDE FOR COMING TO KOREA AFTER ARRIVING



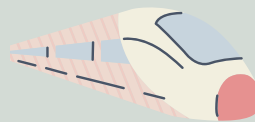
Try to complete all the forms to declare your luggage (declare everything you have otherwise you risk having your luggage opened)

In the day of arrival you should take a PCR test



check updated rules*

Make sure to exchange your money at the airport, at least \$20-30 (however it is not mandatory, but advisable)



Buy a T-money card/ Transportation card (in case you want to travel by subway or bus) but it is important to have one for daily commute

will be charged more without card*



International flights land at Incheon International Airport and there are several ways to get to downtown Seoul from Incheon.

Check our website or click on description for full articles on each of these.



START-UP GUIDE FOR COMING TO KOREA TO SEOUL



AIRPORT EXPRESS (AREX)

This is the fastest way to get to the city from the airport. It runs like clockwork and it'll get you to Seoul Station in just 43 minutes. The trains are comfortable with free Wi-Fi onboard. You can purchase tickets at the gate (KRW 9,500)



ALL-STOP TRAIN

This is the second-fastest way to get into Seoul from Incheon. It'll get you to Seoul Station in about 58 minutes and costs less than half the price of the AREX (KRW 4,150/4,750 from Terminal 1/2). Trains run from 5:23 AM to 11:40 PM. This is the train everyone usually takes.



TAXI

The taxi is convenient but also very expensive. A taxi will get you into the city in about an hour and will cost you anywhere between KRW 55,000-80,000. Not the best choice (extra charge fee at night).



BUS

A one-way bus ticket costs ₩10,000 - 15,000 and takes around 80 minutes. The best option if you're arriving at Incheon during off-hours or the bus station is closer to where you'll stay than the subway. Late-night airport buses to Seoul Station run from 12AM - 4:40AM, while buses to Gangnam Express Bus Terminal operate from 11:40PM - 4:20AM. Detailed inquiries on bus routes and bus stops can be made at the Airport Information Desk on the 1st floor.

To learn about transportation in Korea read this!



START-UP GUIDE FOR COMING TO KOREA

THINGS TO DO WHEN YOU ARE IN KOREA



Myeongdong



Hongdae



Itaewon

Myeongdong, Insadong, Hongdae, and Itaewon are four of the best places to stay and spend your time in Seoul.

Perfect for shopping and relaxing during the day and having fun during the night.



Insadong

Here are five Joseon Royal Palaces in Seoul

We have personally visited only the first two but you can easily visit all five if you like these historical attractions. They have great popularity among tourists in South Korea.

Deoksugung



Gyeonghuigung



Changdeokgung



Gyeongbokgung



Changgyeonggung



START-UP GUIDE FOR COMING TO KOREA

THINGS TO DO WHEN YOU ARE IN KOREA



Bukchon Hanok Village

As ultramodern a metropolis as Seoul is, it's nice to find a place like this right in the middle of the city. Bukchon Hanok Village is an atmospheric labyrinth of narrow alleyways and traditional Korean houses called hanoks.

N Seoul Tower

When it comes to great views, this place towers above the competition. Standing 480 meters above sea level, N Seoul Tower's observation deck is the best place to get bird's eye views of the city.



Dress Up in a Hanbok

If you're a fan of Korean period dramas or just the culture in general, then you'll probably want a selfie wearing a hanbok. It's the traditional Korean form of dress worn by both men and women during festivals and celebrations.

Visit a Market

We love visiting markets on trips because they're often the best places to find great street food in any city. Seoul is no exception with its many interesting markets like Noryangjin Fish Market, Gwangjang Market (pictured next), and Nandaemun Market. Check them out if you're looking for cheap and authentic street food in Seoul.



Check our website or click on description for full articles on each of these.



START-UP GUIDE FOR COMING TO KOREA

THINGS TO DO WHEN YOU ARE IN KOREA



Explore Seoul's Neighborhoods

Seoul is a big city having many wonderful neighborhoods. Five of its most popular places include Insadong, Hongdae, Itaewon, Myeongdong, and Gangnam, each with its distinct personality.



Take a Cooking Class

We have tried our selves a few activities of this kind. Most of them are free and you are welcomed to share it on social media. It's a fun, hands-on way of getting to know the local cuisine.



Go on a K-pop/K-drama Tour

As described, many people have been turned on to South Korea because of the popularity of Korean pop music and its film and television industry. We know of a few diehard fans who routinely fly to Seoul just to attend music concerts!



Try a pocha

You are in Korea and want to spend some nice time in the evening? Go and try to drink like Koreans! Drink some soju and beer, eat some Kimchi jjigae and enjoy the cool atmosphere. When you are in Korea, have fun like Koreans!

Check our website or click on description for full articles on each of these.



START-UP GUIDE FOR COMING TO KOREA

THINGS TO DO WHEN YOU ARE IN KOREA



Eat Samgyeopsal

Don't forget to go and eat the most amazing food from all over Korea! Barbecue, or as they call it Samgyeopsal! Together with a bunch of banchans (side dishes) and some soju, try to live your experience at full.

MEALS PER DAY

Are you wondering how much you should prepare for meals while visiting Korea? It can cost you around KRW 30,000 a day per person.

There are cheap restaurants with good food if you search for them, buffets with all-you-can-eat, fast food traditional restaurants, street food, or food cafes.

But if you want to eat, try adding more to your budget if you plan to eat only Korean BBQ.

FACTS AND TIPS

└ South Korea has four distinct seasons: Spring, Summer, Fall, and Winter.

└ The most popular times to visit Seoul are during the spring (March-May) and autumn (Mid-September - Early November).

└ Spring is one of the best times to visit Seoul. The weather is ideal and the city erupts with flowers. Summer isn't an ideal time to visit Seoul. It's hot, it's humid, and it rains a lot.



└ Most ATMs in Korea will charge a fee of 3,500₩ - 5,000₩ per transaction



└ Keep in mind that in Korea you can only pay with KRW (won)





FACTS AND TIPS

- ┣ We think that actually, the **fall** is the best time to visit Seoul. The weather is ideal and the foliage is at its most amazing moment. Also, you can experience the Chuseok holiday.
- ┣ If you want to go skiing, snowboarding, or just experience snow, then winter is the time to go, but winter in Korea is freezing.
- ┣ The subway in Korea is the most efficient, so much so that you probably won't need any other form of transportation when you're here.
- ┣ The map can be a little confusing at first but as long as you remember your destination's subway stop and the line number that's on, then you shouldn't have any problems. There are also lots of apps specially made for subway routes.
- ┣ Google Maps is usually used abroad however it doesn't work as nicely in Seoul. So, it's best to navigate with the NAVER Map or Kakao Map instead. Download them **beforehand**.
- ┣ The unit of currency in Seoul is the Korean Won (KRW), and it is a **must** to use it when you come here.
- ┣ Myeongdong is the best place to exchange your currency, yet, the airport should be your first choice. There are plenty of money exchanges in the area and they're known to give the best rates in the city.
- ┣ However, if you want to exchange the money later, try to first exchange a small amount at the airport, no more than \$100, just to get you into the city. You can then change the rest in Myeongdong or any other place.
- ┣ These days withdrawing KRW from an ATM is also a good choice. The rates are competitive, sometimes even better if you use your card. Just be sure to let your home country bank know that you'll be using your ATM card abroad so you don't run into any problems.





Living Cost

If you stay in Seoul for 5 full days and share an inexpensive accommodation with one other person, then a daily budget of around ₩90,000 - 100,000 per person should be good. This takes into account your accommodation, transportation, modest meals, and pocket Wi-Fi rental.



ACCOMMODATIONS

Everyone has their preferences, but one of the best options for an accommodation in Korea is a guesthouse in Hongdae can be around ₩90,000 per night.

Usually, that's a room for two people with a private bathroom. You can pay less if you're staying at a hostel and sometimes Airbnb can also be a cheaper option.

Myeongdong, Insadong, Hongdae, and Itaewon are some of the best places to stay at in Seoul. You can search for hotels in Seoul, and not only, on Booking.com, Agoda and Airbnb.

POCKET WIFI RENTAL

Renting a pocket WIFI might be a cheaper option than paying for DATA plans. If you're sharing the cost with one other person, then you'll each be paying around ₩1,700 per day or ₩3,400 alone.

TRANSPORTATION

If you have a T-money card and use the subway, then you'll be paying at least ₩1,250 per journey for regular buses and ₩1,350 for subway. Assuming you'll be taking around three subway journeys per day, expect to spend about ₩4,050 a day for transportation.

TOTAL

The total may be around ₩90,000 a day per person. Note that this is the baseline estimate and doesn't include tour costs, entrance fees, or shopping.





FL9Korea



flipkorea



theflipkorea

www.flipkorea.com

All images and materials used in this document are the intellectual property of their creators and owners.
Please contact us for any type of usage.

YOUR GUIDE FOR TRAVELING IN KOREA